

Simple Method of Making Money with Affiliate Marketing

How I Invested Just \$500 to be earning \$100+ per
day

Hello,

My name is Idris Adeleye. I am a full time internet marketer. I am from a country where almost everything is hard... Paypal doesn't receive, slow and yet expensive internet services, bad government and many other things I can't just go into right now. And on top of all that, I am the laziest guy on the planet.



There is nothing really special about me; I have failed many times than most people before I discovered this method.

You see, I don't know who you are nor where you are from but I think it can't get worst for you than me. So, with this, I think you stand more chance of doing it if I ever can.

So, let's dive into it

Overview

This method is about Affiliate marketing... If Affiliate marketing sounded strange to you, then I will actually explain it here in a bit and tell you exactly how to get started.

If you are already know what affiliate marketing is about but not yet able to get started, this will surely be a good method to get you started.

And if you are already making money with affiliate marketing and wish to add more methods to your arsenal, you will find this to be very viable... It is also stress-free that I had to quit my old method for it.

Note: This method requires investment of money. If you don't have up to \$200 to invest in this method, then my advice is that you go for this [free method](#).

In a nutshell, what affiliate marketing means is promoting other people's product and getting paid some percentage in commission for it. The main advantage of this over creating your products is the efforts, system and costs you will have to put it in order to get the products up and running.

The funny thing is that on most offers these days, the affiliates get paid on a sale more than the actual owner of the product. Imagine getting 70%,80%,90% and even sometimes 100% on the sale you referred to another person's products? It's not an imagination, it's the reality. Well, don't be fooled because the vendors are not stupid. There is a lot more to the customers to them than that ONE sale!!!

So, in essence we are going to be sending traffic (visitors) to other people's offers. And be getting paid commissions for that. But I also make sure I get their emails too so that I can contact them later with more offers.

Anyway, this method involves buying Solo Ads traffic to build an email list and then selling to the list later in the future. It is so simple that anybody can do it, you will understand what I meant in few minutes.

Here is the format in picture below:



Step 1: Selecting a Niche and Choosing an Offer To Promote

Generally, what I advise you promote are digital products. These are in form of eBooks, video courses, software, etc. This is because they are flexible and can be delivered instantly. **Money Loves Speed!!!** 😊

In order to choose an offer to promote, the first thing to consider is what niche you would like to be involved in.

You can look into your hobbies, your interests, your profession, experiences, etc.

Do you like dogs? You might want to consider dog training.

Are you interested in fitness? You might go for body building.

Are you a doctor? You might consider diabetes.

Are you into forex? How about forex trading for a niche?

Do you have any skills?

Are we cool?

There are several places you can get digital products affiliate offers from. The biggest of them all is www.Clickbank.com. And they are really good because they have products in so many categories.

Others to check include but not limited to www.Zaxaa.com, www.warriorplus.com and www.JVzoo.com. The last 2 are the ones I mostly used because they are the ones with the most Make Money Online (MMO) Offers which is what I am mostly interested in promoting. One of the advantages of the MMO niche is that you hardly run out products to promote. New launches happen on daily basis.

I can't actually choose for you because the general rule of thumb is that you will do well when promoting something you are interested in against some boring stuff.

And the good news is that this method will pretty much work for almost all the niches, so there is nothing to worry about.

By the way, if you are like me and nothing actually interests you like that, then you should come for the MMO niche. You surely can't hate money. 😊😊😊

If you choose the MMO niche, then you will pretty much need to register on JVzoo and Warrior Plus. Both of them have tons of such offers. Although, Zaxaa and ClickBank also have tons of offers you can choose from.

NOTE: You don't want to just choose any offer to recommend. It is very important you only promote something that will give people results. My main scope is to buy the product and check it out myself before starting to promote it (if it is bad, I simply request for a refund). Well, sometimes I try to contact the owners and request for a review copy, but I haven't had that much luck doing that.

For make money online offers, I mostly go for offers with the cost of \$7-\$17. This is because it's easy for people to make buying decision on such offers. By the way, this first sale is not the actual goal. It is just to get things going; we will recommend more quality products in the near future to earn more.

Step 2: Prepare Your Sales Funnel

Before buying solo ad, the first thing to do is to set up your sales funnel. There are many types of sales funnel out there, but the simplest one is the one we have above there whereby, you send people to your squeeze page/capture page and then from there send them to the affiliate offer (sales page) you are promoting.

That was exactly what I have been doing and it has been profitable so far.

You may want to ask, what is a squeeze page?

A squeeze otherwise known as the optin or capture page is used to collect details such as name and email (some marketers capture more than these, but I only do emails) of your visitors before actually sending them to your offer.

Below are some sample squeeze pages:



Struggling To Make Money Online?
**"Learn Exactly How My Simple Method
Makes Me
\$263.45 Daily"**

Email

Get FREE Access!

* We will never rent/sell/share your email address *



FREE REPORT REVEALS...
**"How my 68 year old mum makes
\$321.89 a day Online!"**

No Prior Experience OR Investment Required

Enter Your Email Address Below For INSTANT ACCESS

First Name

Email Address

Send Me Info

FREE REPORT - No Credit Card Required

In order to create your own squeeze page, I recommend you get a domain name and hosting from www.namecheap.com or maybe www.godaddy.com. That is of course if you don't already have one.

I use Instabuilder to create all my squeeze pages. It is pretty simple to use, although cost some bucks. [Click Here To Get instabuilder For A Massive Discount](#)

Then you can now watch this video on [how to use instabuilder to create a squeeze page](#).

[**If you don't want to do it yourself, you can get someone to do it for you here on Fiverr for just 10 bucks.**](#)

OK. There is only one thing to note, I make Sure My Squeeze Page Headline and The Headline of The Product's Sales Page are saying the Same Thing.

Sometimes, I just improve Their Headline on My Squeeze Page and Whenever I can't Beat It, I just Copy and Paste.

Step 3: Linking the Components Together

Before you set out to start running the traffic, you need to be sure your whole sales funnel is ready.

Squeeze page >>> Sales Page

[Click Here To See An Example Of Mine](#)

Let me do some explanations:

Your squeeze page will contain a kind of form which will be generated from your autoresponder as explained in the video you watched from the above link. Once they fill the form, their details get sent to your own autoresponder from which you can now contact them with your future offer. There are 2 ways you can do this:

- Follow Up Series
- Broadcast Emails.

I do both but the first time someone join my list, I try to follow them up for at least 7 days... Before they are now graduated to receive my broadcast emails which I sent out almost on a daily basis.

The first goal is to sell them our first affiliate product... So, you want at least the first 2-3 emails you send be about that.

I hardly write these emails myself. I simply visit the JV Page of the product and copy the email swipes provided by the vendors. Well, most times, I rewrite these swipe emails so that they flow with my angle. I will tell you more on how to find these JV Pages later in step 5.

Step 4: Drive Traffic to Your Page – Solo Ads

There are several ways you can get traffic to your website but this guide is concentrated on Solo Ads.

Solo Ad is the easiest way to drive highly targeted traffic to your website.

Here is the way it works;

You pay someone who already has an email list of people who subscribed to their newsletter to help send your email to that list and then you pay per click.

That is as simple as it get.

Important Terms in Solo Ad

1. Solo Ad Vendor/ Seller: The person selling the solo ads.
2. Your Website/Offer URL: The website you want to send traffic to.
3. Your Email Copy/Swipe: The message you want to the solo ad vendor to send to his list. Most vendors will prefer to send their own swipe.

How to Buy Solo Ads

There are many vendors but just simply go to <https://udimi.com>, sign up and click on find sellers.

Here are some things to consider before choosing a vendor on Udimi:

Pricing: I only want to pay between \$0.35 and \$0.40 (for MMO traffic)... When it's less than that, traffic may be B.S. More is most likely from someone who is buying at such rate and reselling. I might be wrong anyway. But that's what I do

Rating: I go for 97% to 100%, nothing less.

Feedbacks: I want to check out the actual feedback message of previous buyers of that vendor... Most of the time, I want to see people say they got sales.

T1 Ratio: I want at least 80% Tier 1 Countries for my Make Money Offers.

Sellers Availability: I want someone who is actually available to send my solo ASAP.

For guide on how to use Udimi, log in to your account and click on HELP. They have some amazing tutorials there. Just watch out for those things I said above

The screenshot shows a list of filters at the top: 24 HOURS, 100, 35¢ - 35¢, ONLINE, 0%+, 0+, and MARKETING. Below the filters are four seller profiles:

- Ed Newman:** 90% Tier 1, 10% over delivery, buyers from my own products. Responsive lists updated daily. Why risk it, buy from a Top 6 Figure SOLO Seller. 39 opt-ins and 1 sale. 451 / 3 likes.
- Petar Kostadinov:** 5 Years in the Solo Ads Business! *High Quality Clicks from My List* Fresh Bizop/IM/MMO Leads Added Daily* 40% Over delivery! 75%+ Top Tier. 1590 likes.
- David Garrick:** NEW LIST: Fresh and Responsive Subscribers added Daily. Guaranteed 80% Top Tier Clicks + BUYERS Included with High Opt-in rates and over- 379 / 5 likes.
- Steve Baldry:** Established Udimi Seller. Bizop, IM & MLM niches. 87% Tier 1 (average) and 14% OD (average). Fresh subs daily. 25.7K list. 82 likes.

There are enough filters up there that you can use to narrow down the list to the exact sellers you want. The first one is 24 hours – Showing you sellers that are ready to send within the next 24 hours. You can also set pricing, etc.

Let me click on seller and do a small analysis.

◀ SEARCH RESULTS

★ **Powersolos**

🇵🇭 Philippines, Makati. Time: 08:28

🔥 Sold 19 solos in the last couple of days

BACK NEXT ▶

💰 20% 👍 321 / 3

🏆 x1

Promote this seller

GOOD DAY CLIENTS!!!

- 100 to 500 fresh clicks everyday
- Tier 1 95% GUARANTEED
- 20% BONUS over delivery
- mlm, biz opp, work from home,business opportunity,four percent,internet marketing

Thank you and Give it a shot :)

This seller looked like a pretty good one. She is online and has a very good rating. 321 Positive feedbacks against 3 Negative ones.

About 20% of her buyers got sales or at least earned from her traffic. That's so lovely.

She guarantees at least 95% Tier 1. But when I scrolled down, she is doing 100% USA traffic which is very good.

She delivers with a bonus of 20%, that's really crazy in today's market place.

And it is in our category. Internet Marketing/MMO


Let's go on.

Solo Ad Ratings of Powersolos

👍 321 👎 3 🏆 4


💰 16% 📄 47%

Antoine Khanji 👍 28 06 Nov 2017

 An incredible seller, got 433 opt-ins, which was way above my expectations and 2 sales. I will re-

Delivered 119% - 685 out of 575 clicks 👍💰 UDIMI.COM

Steve Yoon 👍 2 05 Nov 2017

 Quality traffic and high optin rate. Will try again soon.

Delivered 120% - 660 out of 550 clicks 👍💰 UDIMI.COM

Not a lot of things left to check, but you can see someone saying he got 2 sales. So this traffic is actually genuine.

P.S. After signing up on Udimi, you can go to "help" and watch the video tutorials they provided to fully understand how to put them to use.

Step 5: Promoting More Offers (Where the money is actually made)

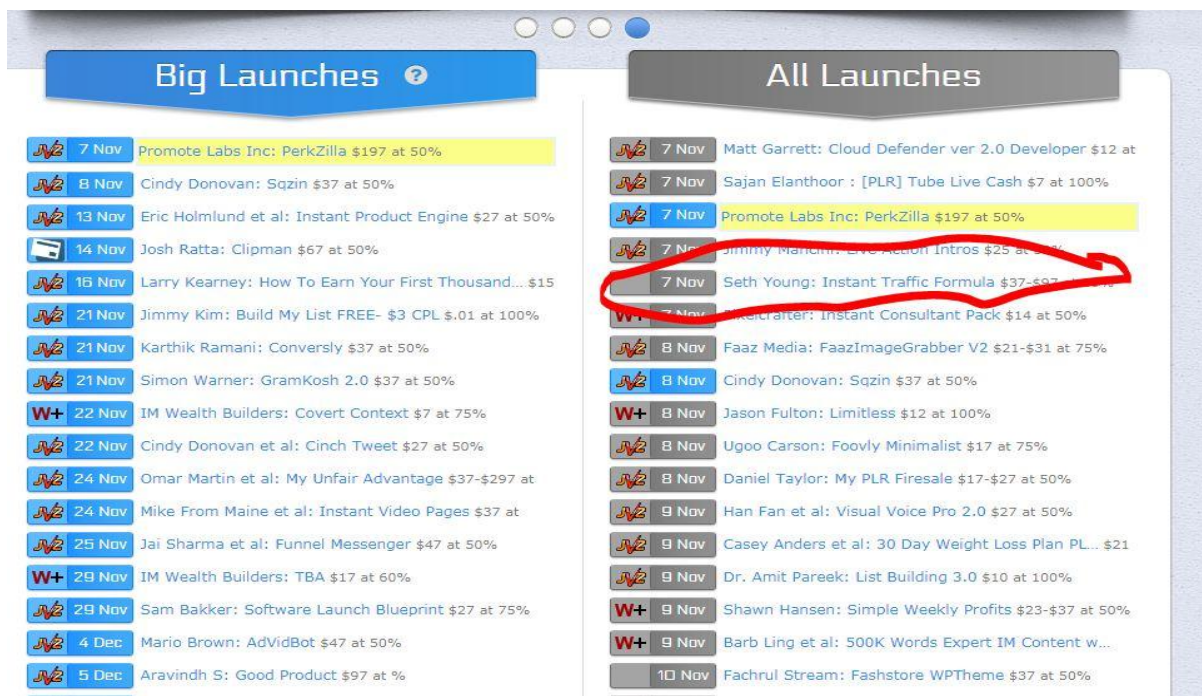
Up to this level, you should have already been making money, but you will hardly be getting to the breakeven point (from my experience). But by the time you start promoting more offers to your list, you will start getting paid more and more. And the amount of money you spent in building the list will become a no big deal.

As at the time I wrote this guide, I've spent just around \$700 (over 2300 clicks purchased) on Solo Ads and made over \$3,200 back. I have a list of just 850+

Here is what to do:

Go to www.Muncheye.com and look for products launches in your niche. Make sure you look out for those things I said in the **STEP 1**. Your job is simple because most sellers of these products would have written the swipe emails for it. You may just want to edit some parts of the emails so that you are not doing copy and paste.

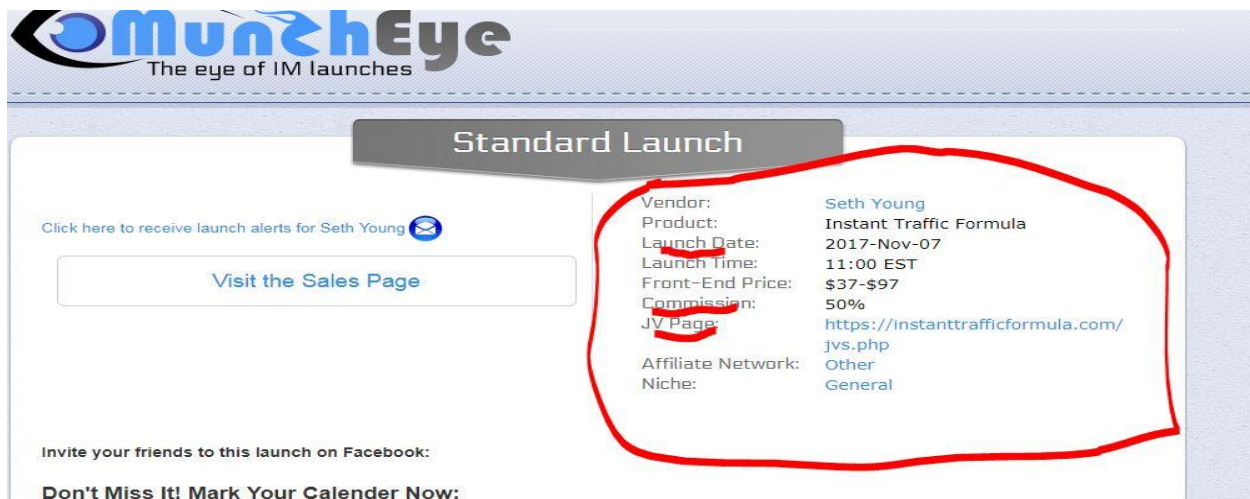
This is the look of Muncheye's homepage



From here, you will be able to see the products that are launching soon and those who have launched in the past. Muncheye will also let you know where the product is launching... JVzoo or WarriorPlus or elsewhere.

You will also be able to know what the price is and your commission as an affiliate.

I will click on a listing and show you what will happen.



The screenshot shows the MunchEye website interface. At the top, the logo reads "MunchEye The eye of IM launches". Below the logo is a "Standard Launch" header. On the left, there is a button that says "Visit the Sales Page" and a link to "Click here to receive launch alerts for Seth Young". On the right, a table lists product details:

Vendor:	Seth Young
Product:	Instant Traffic Formula
Launch Date:	2017-Nov-07
Launch Time:	11:00 EST
Front-End Price:	\$37-\$97
Commission:	50%
JV Page:	https://instanttrafficformula.com/jvs.php
Affiliate Network:	Other
Niche:	General

Below the table, there are links to "Invite your friends to this launch on Facebook:" and "Don't Miss It! Mark Your Calendar Now:".

Now, if you click on the JV Page by the owner of the product, it will show you some information including how to request for your affiliate link (more on this soon) and also most of the time provides you some promotional tools and information about the product.

Getting You Affiliate Link

If you are new to this it might be hard getting approved by most vendors, so I have a short message I used to send to them that works. Let me paste it for you here: *Hey,*

I am interested in promoting your product and I am honestly just getting started on JVzoo (warriorplus). Pls give me the chance to promote this. I won't mind you placing me on delayed commission.

EXTRAS:

How About Having All These Setup Done For You? I Mean, Every Single Thing From Choosing A Product, To Creating A Squeeze Page And Even Following Up With Your List... Just Everything Except for The Part Where You Send The Traffic.

Read The Below Message:

SUBJECT: It's working for me, you should try it too!

I discovered this software and ... if you are at all interested in earning income online through affiliate marketing you should check it out.

A lot of programs claim to work, but they're usually either fake - or require you to know a lot of things, or a lot of the right people before you start seeing results

This is different. It cuts down the learning curve to practically zero - if you can copy and paste - you can make this work for you.

I know that sounds too good to be true... But I've seen the system they have created - It's the real deal.

Check out the page here, it will blow you away!

=> <https://covertcommissions.com/17905>

They have completely eliminated the learning curve and done 99% of the work for you.

In fact they have built us all a money making machine - I'm not kidding here...

And it's one of the most insane things I have seen in all my years of internet marketing.

- * You don't have to sell anything
- * You don't need to learn HTML or any other techy stuff
- * You don't need to have your own website autoresponder, domain etc.

All you have to do is send some traffic to a squeeze page... sit back and count the

affiliate commissions ticking in.

If you can cut and paste, you have what it takes to make money with the Covert Commissions system.

=> <https://covertcommissions.com/17905>

They are constantly upgrading it too, adding in new products they are selling (with my affiliate links!) and adding new tools and integrations... so you can see they're on the ball and really care about their members too.

Check it out, I think it will be right up your alley :)

To your success,
IDRIS ADELEYE

Recap

You've come a long way already. And you are already on your way to earning your very first affiliate commission.

If you feel like you want to start this on a free traffic method, then I advise you to go for [Emergency Cash Booster](#) by my good friend and Mentor, Ivana. I actually got a review copy of the product and I went through it. She showed step by step everything she is doing to earn her affiliate commissions. And I have already started implementing the methods myself.

If you buy this product, I will personally give you a full support on your affiliate marketing business...

Finally, for more tips and updates, join my facebook group here:

<https://web.facebook.com/groups/902660293222720/>

[Affiliates Marketing and List Building Warriors](#)

I wish you good luck on your journey.

IDRIS ADELEYE

<http://www.facebook.com/idrisadeleye>

<http://www.incomescope.com>

Resources

Affiliate Sites

www.clickbank.com

www.warriorplus.com

www.jvzoo.com

Product Launch News

www.muncheye.com

www.jvnotifypro.com

Autoresponders

www.aweber.com

www.getresponse.com

Solo Ads Directory

<https://udimi.com/a/qui1d>

Automate the Whole Process

[Covert Commissions](#)

Free Traffic Course

[Emergency Cash Booster](#)